

■ **UROLOGY**  
**Cistoscopy - Resectoscopy**

GERMAN TECHNOLOGY



**03** Optics, Adapter & Cameras

**04** Flexible urethroscope

**05** Flexible Cystoscope

**06** HL35

**07** New Bipolar

**08** Monopolar & Bipolar

**09** Monopolar Electrodes

**10** Bipolar Electrodes

**11** Resectoscopy 19 Fr / 22 Fr / 24 Fr.

**12** Cystoscopy - Urethroscopy

**15** Flexibles

- 17** Urethroscopy - Inserts
- 19** New Universal Morcescope
- 21** Nephroscopy
- 22** Mini-neproscopy
- 23** Semi-rigid clamp
- 24** Pediatric laser
- 25** Accesories
- 26** Led 10W portable Light Stick
- 28** Quatro 8 Plasma surgical unit
- 29** Headlight special



**2026**  
Product catalog

### MEDICAL MONITORS

- ▷ Screen Size 23.8"
- ▷ Resolution 1920 x 1080
- ▷ Brightness 600cd/m<sup>2</sup>
- ▷ Color Depth 16.7M colors
- ▷ Viewing angle 78/178
- ▷ Response time (GtoG) 14ms



Code: M-24CL1

### COMBO

Full HD Camera + 300w. LED Lightsource  
Records in full HD 1080p 60 frames



- ▷ LED 300
  - ▷ 1/3" 3.0 Megapixel CMOS Sensor
  - ▷ Color: 0,1Lux@F1.2
  - ▷ 1920x1080 / 60Hz Full HD
  - ▷ 3G SDI 1080p
  - ▷ HDMI 1080p
  - ▷ C-Video composite video
  - ▷ 5300 K
  - ▷ Width: 27 cm / Depth: 32 cm / Height: 12 cm
- Code: E-CHD1

### HIGH FLOW 40-LITER INSUFFLATOR



5 Years  
Warranty

- ▷ Digital Insufflator 40 liter
- ▷ Width: 27 cm / Depth: 32 cm / Height: 12 cm
- ▷ The highest flow rate available on the market
- ▷ Visual and audible warning signals
- ▷ Safety Relief Valve
- ▷ Internal Leakage Detection
- ▷ Optional gas heating technology

Code: E-IN40

### AUTOCLAVE, 134° C/273° F



#### Telescopes

Direction of view	Ø 2.0 mm	Ø 2.9 mm	Ø 4.0 mm
0°	E020-240-00	E029-303-00	E040-303-00
12°	E020-240-12	E029-303-12	E040-303-12
30°	E020-240-30	E029-303-30	E040-303-30
70°	E020-240-70	E029-303-70	E040-303-70

### UNIVERSAL LIGHT CABLE



Ø	Working length	Code:
3.5 mm	1800 mm	E1-035-18
3.5 mm	2300mm	E1-035-23
3.5 mm	3000mm	E1-035-30
4.8 mm	1800 mm	E1-048-18
4.8 mm	2300mm	E1-048-23
4.8 mm	3000mm	E1-048-30

With silicone-rubber sheath, autoclavable, waterproof, very flexible heat resistant from approx. -60° to approx. +180° C.

### LIGHT CABLE - LIGHT SOURCE - ADAPTER

	Code
Storz	E1-1-S
Olympus	E1-5-O
Wolf / Dyonics	E1-1-WD
ACMI / British Standard	E1-W-SB
Pentax	E1-1P
Fuji	E1-1F

### LIGHT CABLE - ENDOSCOPE - ADAPTER

Storz / Olympus	E1-2-SO
Wolf	E1-2-W
ACMI	E1-2-A

### MINI 100W LED LIGHT SOURCE



+60%  
Light

- ▷ Dimensions: 9x12x7cm
- ▷ Pound: 280

Code: E-L100

# UF URETHEROSCOPE FLEXIBLE

## 7.5Fr. / 8.4Fr. / 9.2Fr.



### ULTRA-LIGHT HANDLE

Long-term grip without getting tired

### REUSABLE

Supports liquid and low temperature plasma sterilization, and reduces the cost of use

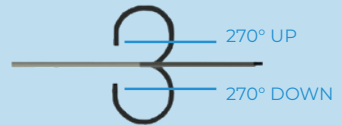
### SLIM OUTER DIAMETER

Better water return effect

## SPECIFICATIONS

Field of view	110°
Direction of view	0° (forward)
Depth of view field	3mm - 50mm
Angulation range	Up 275° / Down 275°
Insertion tube Outer Diameter	7.5 Fr./ 8.4 Fr. / 9.2 Fr.
Inside diameter	3.6 Fr
Working length	680 mm
Urethero flex 7.5fr Ref n°	U-UF-22
Urethero flex 8fr Ref n°	U-UF-28
Urethero flex 9fr Ref n°	U-UF-30
USB Cable fo UF Ref n°	E-USB-1
Display 12" and recorder	E-D12

### 270° ANGULATION



### 12 INCH MONITOR / RECORDER



### 8.4 Fr

No stone left,

275°

Cover all at one glance,

16,000

Ultra-clear imaging

# ■ CF 48 CYSTOSCOPE FLEXIBLE

## 14Fr.- 4.8mm. / 16Fr - 5.4mm.



**1280X720P**



Computer



12-inch monitor / recorder

A variety of connection methods are suitable for various diagnosis and treatment environments

### SPECIFICATIONS

Field of view	90°
Direction of view	0° (forward)
Depth of view field	3 - 50mm
Angulation range	Up 130° / Down 130°
Insertion tube Outer Diameter	3.2mm
Working length	300mm±10%
Extension cable	USB / REMO
Max. resolution	1280x720 p
Cystoscope 14fr - 4.8mm flex Ref n°	U-CF-48
Cystoscope 16fr - 5.4mm flex Ref n°	U-CF-54
USB Cable fo UF Ref n°	E-USB-2
Display 12" and recorder	E-D12

**3.2mm  
High-definition  
Video endoscope**

**Ultra - thin  
Insertion**

**Full of details**

**Ultra-light  
Handle**

**More stable grip**

**Reduce the fatigue  
Of the doctor**

**Make the examination  
Smoother**

## ■ HL35

### The indispensable, compact Holmium Laser

#### MAIN APPLICATION FIELDS

##### ■ UROLOGY

- | Urinary lithotripsy
- | Urethrotomy

##### ■ GENERAL SURGERY

- | Common bile duct stones

Code: U-HL-35



### SPECIFICATIONS

<b>Laser Source</b>	HL35, Holmium Laser
<b>Wavelength</b>	2,100 nm
<b>Emission Mode</b>	Pulsed Wave (pw)
<b>Power</b>	Up to 35 W
<b>Energy/Pulse</b>	0.2 - 8.0 J
<b>Repetition Rate</b>	3 - 30 Hz
<b>Pulse Duration</b>	95 - 1900 µm
<b>Operating Temperature Range</b>	10° - 30° C
<b>Rel. Humidity</b>	30% - 75 % (no condensation)
<b>Cooling</b>	Internal water cooling
<b>Beam Delivery</b>	Wide Range of Flexible Optical Fiber
<b>Aiming Beam</b>	Laser Diode @ 532 nm <5 mW, adjustable
<b>Control Panel</b>	7" LCD TFT touchscreen display
<b>Accessories</b>	Fiber handpieces and diverse cannulas Bare fibers (reusable and single use) available in following diameters: 200, 272, 365, 400, 550, 600, 800, 1000 µm
<b>Electrical Requirements</b>	115 VAC - 50/60 Hz 16 A 230 VAC, 50Hz, 10 A
<b>Dimensions and Weight</b>	50 (W) x 40 (D) x 54 (H) cm - 53 kg

## ■ NEW SALINE BIPOLAR RESECTION

22/24 Fr. 4mm



24/ 26 Fr. 4mm



▶ **Efficient cutting with all new plasma generators**

Immediate plasma activation without touching tissue

▶ **Electrical safety performance**

Unit, resector and loops designed and manufactured by RG Medical

▶ **Easy and smart**

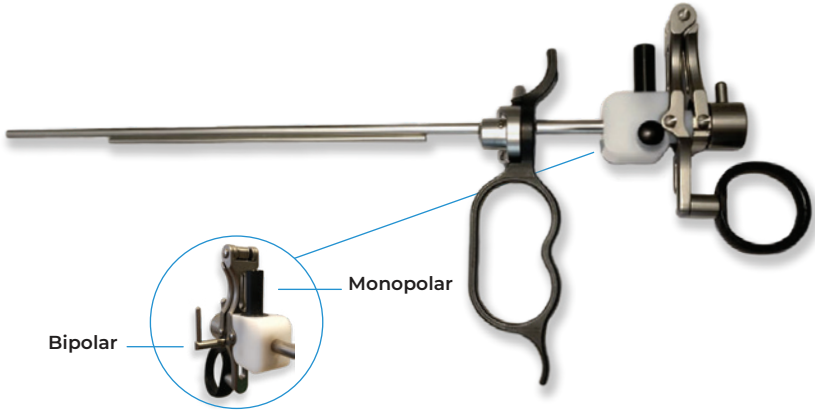
Optional compatible to ACMI, Gyrus, Olympus, Storz and Wolf shearth systems

## ■ LASER 19/22/24 Fr. WORKING ELEMENTS



Fr.	Optic	Code
19 Fr.	2.9 mm	U2-005-19
22 Fr.	4 mm	U2-005-22
24 Fr.	4 mm	U2-005-24

## ■ DUO MONOPOLAR & BIPOLAR WORKING ELEMENT



### ■ Working unit, passive, Bipolar

Standard passive bipolar

22/24 Fr. U1-300-22

### ■ Working unit, active, Bipolar

Standard

22/24 Fr. U1-310-22

## ■ BIPOLAR FLEXIBLES ELECTRODES



Flexible straight needle  
Ø 5h - 360mm U1-370-00
















Flexible needle  
Ø 5h - 360mm U1-370-01



Flexible button  
Ø 5h - 360mm U1-370-02

## BIPOLAR ELECTRODES

<p><b>Cutting loop, retrograde 30°</b></p>  <ul style="list-style-type: none"> <li><input type="checkbox"/> 19 Ch./Fr U1-400-19</li> <li><input checked="" type="checkbox"/> 22 Ch./Fr U1-400-22</li> <li><input checked="" type="checkbox"/> 24 Ch./Fr U1-400-24</li> </ul>	<p><b>Cutting loop straight</b></p>  <ul style="list-style-type: none"> <li><input type="checkbox"/> 19 Ch./Fr U1-402-19</li> <li><input checked="" type="checkbox"/> 22 Ch./Fr U1-402-22</li> <li><input checked="" type="checkbox"/> 24 Ch./Fr U1-402-24</li> </ul>	<p><b>Cutting loop, retrograde 0°</b></p>  <ul style="list-style-type: none"> <li><input type="checkbox"/> 19 Ch./Fr U1-403-19</li> <li><input checked="" type="checkbox"/> 22 Ch./Fr U1-403-22</li> <li><input checked="" type="checkbox"/> 24 Ch./Fr U1-403-24</li> </ul>
<p><b>Knife electrode</b></p>  <ul style="list-style-type: none"> <li><input type="checkbox"/> 19 Ch./Fr U1-406-19</li> <li><input checked="" type="checkbox"/> 22 Ch./Fr U1-406-22</li> <li><input checked="" type="checkbox"/> 24 Ch./Fr U1-406-24</li> </ul>	<p><b>Roller ball electrode 3mm</b></p>  <ul style="list-style-type: none"> <li><input type="checkbox"/> 19 Ch./Fr U1-408-19</li> <li><input checked="" type="checkbox"/> 22 Ch./Fr U1-408-22</li> <li><input checked="" type="checkbox"/> 24 Ch./Fr U1-408-24</li> </ul>	<p><b>Roller ball electrode 5mm</b></p>  <ul style="list-style-type: none"> <li><input checked="" type="checkbox"/> 22 Ch./Fr U1-410-22</li> <li><input checked="" type="checkbox"/> 24 Ch./Fr U1-410-24</li> </ul>
<p><b>Roller barrel electrode 3mm</b></p>  <ul style="list-style-type: none"> <li><input type="checkbox"/> 19 Ch./Fr U1-414-19</li> <li><input checked="" type="checkbox"/> 22 Ch./Fr U1-414-22</li> <li><input checked="" type="checkbox"/> 24 Ch./Fr U1-414-24</li> </ul>	<p><b>Roller barrel electrode 5mm</b></p>  <ul style="list-style-type: none"> <li><input checked="" type="checkbox"/> 22 Ch./Fr U1-415-22</li> <li><input checked="" type="checkbox"/> 24 Ch./Fr U1-415-24</li> </ul>	<p><b>Thick</b></p>  <ul style="list-style-type: none"> <li><input checked="" type="checkbox"/> 22 Ch./Fr U1-418-22</li> <li><input checked="" type="checkbox"/> 24 Ch./Fr U1-418-24</li> </ul>
<p><b>Mushroom</b></p>  <ul style="list-style-type: none"> <li><input type="checkbox"/> 19 Ch./Fr U1-416-19</li> <li><input checked="" type="checkbox"/> 22 Ch./Fr U1-416-22</li> <li><input checked="" type="checkbox"/> 24 Ch./Fr U1-416-24</li> </ul>	<p><b>Enuclation electrode</b></p>  <ul style="list-style-type: none"> <li><input type="checkbox"/> 19 Ch./Fr U1-419-19</li> <li><input checked="" type="checkbox"/> 22 Ch./Fr U1-419-22</li> <li><input checked="" type="checkbox"/> 24 Ch./Fr U1-419-24</li> </ul>	<p><b>Cone</b></p>  <ul style="list-style-type: none"> <li><input checked="" type="checkbox"/> 22 Ch./Fr U1-420-22</li> <li><input checked="" type="checkbox"/> 24 Ch./Fr U1-420-24</li> </ul>
<p><b>Vaporization toothed 3mm</b></p>  <ul style="list-style-type: none"> <li><input checked="" type="checkbox"/> 22 Ch./Fr U1-422-22</li> <li><input checked="" type="checkbox"/> 24 Ch./Fr U1-422-24</li> </ul>	<p><b>Vaporization smooth 3mm</b></p>  <ul style="list-style-type: none"> <li><input checked="" type="checkbox"/> 22 Ch./Fr U1-424-22</li> <li><input checked="" type="checkbox"/> 24 Ch./Fr U1-424-24</li> </ul>	<p><b>Vaporization smooth 5mm</b></p>  <ul style="list-style-type: none"> <li><input checked="" type="checkbox"/> 22 Ch./Fr U1-426-22</li> <li><input checked="" type="checkbox"/> 24 Ch./Fr U1-426-24</li> </ul>

Double 4 mm Banana plug



U1-380-00

Bipolar HF connecting cord



U1-380-01


Valleylap plug



U1-380-02

# ■ MONOPOLAR ELECTRODES

<p><b>Cutting loop, retrograde 30°</b></p>  <p>■ 24/26 Fr. U1-200-24</p>	<p><b>Cutting loop straight</b></p>  <p>■ 24/26 Fr. U1-202-24</p>	<p><b>Cutting loop, 0°</b></p>  <p>■ 24/26 Fr. U1-203-24</p>
<p><b>Retrograde cutting band</b></p>  <p>■ 24/26 Fr. U1-204-24</p>	<p><b>Knife electrode</b></p>  <p>■ 24/26 Fr. U1-206-24</p>	<p><b>3mm roller ball electrode</b></p>  <p>■ 24/26 Fr. U1-208-24</p>
<p><b>5mm roller ball electrode</b></p>  <p>■ 24/26 Fr. U1-209-24</p>	<p><b>3mm roller barrel electrode</b></p>  <p>■ 24/26 Fr. U1-210-24</p>	<p><b>5mm roller barrel electrode</b></p>  <p>■ 24/26 Fr. U1-211-24</p>
<p><b>3mm grooved roller electrode</b></p>  <p>■ 24/26 Fr. U1-214-24</p>	<p><b>5mm grooved roller electrode</b></p>  <p>■ 24/26 Fr. U1-216-24</p>	<p><b>Conus electrode</b></p>  <p>■ 24/26 Fr. U1-218-24</p>
<p><b>3mm roller spike electrode</b></p>  <p>■ 24/26 Fr. U1-220-24</p>	<p><b>5mm roller spike electrode</b></p>  <p>■ 24/26 Fr. U1-222-24</p>	<p><b>3mm vaporization electrode</b></p>  <p>■ 24/26 Fr. U1-224-24</p>



## ■ RESECTOSCOPY 22/24Fr. & 24/26Fr.

### Rotating continuous-flow resectoscope sheath complete



#### Standard

■ 22 Fr.	<b>U1-530-22</b>
1 exterior tube	<b>U1-534-22</b>
1 inner tube	<b>U1-532-22</b>
1 obturator	<b>U1-580-22</b>



■ 24 Fr.	<b>U1-530-24</b>
1 exterior tube	<b>U1-534-24</b>
1 inner tube	<b>U1-532-24</b>
1 obturator	<b>U1-580-24</b>



#### Visual obturator only

■ 22 Fr.	<b>U1-590-22</b>
■ 24 Fr.	<b>U1-590-24</b>



#### Obturator, standard only

■ 22 Fr.	<b>U1-580-22</b>	■ 24 Fr.	<b>U1-521-24</b>
----------	------------------	----------	------------------



#### With working channel

■ 22 Fr.	<b>U1-591-22</b>
■ 24 Fr.	<b>U1-591-24</b>



#### Obturator, deflecting only

■ 22 Fr.	<b>U1-582-22</b>	■ 24 Fr.	<b>U1-522-24</b>
----------	------------------	----------	------------------

#### Resectoscopio pe adapter



U1-520-01

## OPTICAL INSTRUMENTS



Grasping forceps

U2-410-00



Biopsy forceps, through-cutting

U2-410-02



Biopsy forceps, spoon-shaped

U2-410-04



Grasping forceps for stents

U2-410-07



Biopsy forceps, spoon-shaped, retrograde

U2-410-06



Biopsy forceps, cup-shaped

U2-410-08



Scissors

U2-410-10



Stone Punch Mauermayer Style  
Lithotripsy sheath with central valve  
Telescope adapter with 7Fr Instrument  
channel, for flexible instruments only  
Standard Obturator

U2-510-01  
U2-510-02  
U2-510-03  
U2-510-04



Stone crushing forceps

U2-511-01



Small stone crushing forceps

U2-512-01



Stone Crushing forceps

U2-510-12



Adapter for stone crushing forceps

U2-510-13



Cisto bridge Adapter

U2-510-14



Cystoscope adapter for females

U2-510-15




## CYSTOSCOPE URETHROSCOPE SHEATHS



Size	Sheath incl. obturator	Sheath only	Oburator only
■ 17 Fr.	U2-180-17	U2-185-17	U2-190-17
■ 19 Fr.	U2-180-19	U2-185-19	U2-190-19
■ 21 Fr.	U2-180-21	U2-185-21	U2-190-21
■ 23 Fr.	U2-180-23	U2-185-23	U2-190-23
□ 25 Fr.	U2-180-25	U2-185-25	U2-190-25

### Albarran catheter deflecting mechanism with 1 Instrument channel, lockable



Single working channel **U2-195-01**

### Albarran catheter deflecting mechanism with 2 instrument channel, lockable



Double working channel **U2-195-02**

### Visual Obturator only



24 Fr. **U2-190-24**  
27 Fr. **U2-190-27**

### Telescope bridge, diagnostic



**U2-192-00**

### Telescope bridge with 1 working channel



**U2-192-01**

### Telescope Bridge with 2 working channel



**U2-192-02**

### Cap Accessories



**U2-192-03**

### Continuous flow laser cystoscope sheath with hi flow ports



### Laser channel



23 Fr. **U2-110-23**

### Visual obturator



23 Fr. **U2-111-23**

### Obturator



23 Fr. **U2-112-23**

# SEMI-RIGID URETHERO-RENOSCOPES

## 8.0/9.8 Fr. - 12






AUTO CLAVE 134° C / 273° Fr











Proximal end	Working length	Fr.	Color	Direct. of view	Ch. Size	Ch. Capacity	Code
 <p>Marberger Laterally Offset Eyepiece</p>	315 mm	8 / 9.8	■	12°	5.2 x 6.2 Fr.	1 x 5 Fr. 2 x 3 Fr.	<b>U3-600-31</b>
	<b>HD Mini</b> 315 mm	6 / 7.5				1 x 4 Fr.	<b>U3-601-31</b>
	430 mm	8 / 9.8	■	12°	5.2 x 6.2 Fr.	1 x 5 Fr. 2 x 3 Fr.	<b>U3-600-43</b>
	<b>HD Mini</b> 430 mm	6 / 7.5				1 x 4 Fr.	<b>U3-601-43</b>
 <p>Bichler Optic Lateral</p>	315 mm	8 / 9.8	■	12°	5.2 x 6.2 Fr.	1 x 5 Fr. 2 x 3 Fr.	<b>U3-602-31</b>
	<b>HD Mini</b> 315 mm	6 / 7.5				1 x 4 Fr.	<b>U3-603-31</b>
	430 mm	8 / 9.8	■	12°	5.2 x 6.2 Fr.	1 x 5 Fr. 2 x 3 Fr.	<b>U3-602-43</b>
	<b>HD Mini</b> 430 mm	6 / 7.5 7.5 / 9				1 x 4 Fr.	<b>U3-603-43</b>







# FLEXIBLE SURGERY INSTRUMENTS



PRODUCT		FLEXIBLE		RIGID	
Description	Fr.	400 mm	600 mm	400 mm	600 mm
<b>Scissors</b> 	3 Fr.	E2-403-40	E2-403-60	E2-403-40R	E2-403-60R
	4 Fr.	E2-404-40	E2-404-60	E2-404-40R	E2-404-60R
	5 Fr.	E2-405-40	E2-405-60	E2-405-40R	E2-405-60R
	7 Fr.	E2-407-40	E2-407-60	E2-407-40R	E2-407-60R
	9 Fr.	E2-409-40	E2-409-60	E2-409-40R	E2-409-60R
<b>Biopsy forceps, double spoon jaws</b> 	3 Fr.	E2-413-40	E2-413-60	E2-413-40R	E2-413-60R
	4 Fr.	E2-414-40	E2-414-60	E2-414-40R	E2-414-60R
	5 Fr.	E2-415-40	E2-415-60	E2-415-40R	E2-415-60R
	7 Fr.	E2-417-40	E2-417-60	E2-417-40R	E2-417-60R
	9 Fr.	E2-419-40	E2-419-60	E2-419-40R	E2-419-60R
<b>Foreign bodies forceps</b> 	3 Fr.	E2-423-40	E2-423-60	E2-423-40R	E2-423-60R
	4 Fr.	E2-424-40	E2-424-60	E2-424-40R	E2-424-60R
	5 Fr.	E2-425-40	E2-425-60	E2-425-40R	E2-425-60R
	7 Fr.	E2-427-40	E2-427-60	E2-427-40R	E2-427-60R
	9 Fr.	E2-429-40	E2-429-60	E2-429-40R	E2-429-60R
<b>Alligator jaw</b> 	3 Fr.	E2-433-40	E2-433-60	E2-433-60R	E2-433-60R
	4 Fr.	E2-434-40	E2-434-60	E2-434-60R	E2-434-60R
	5 Fr.	E2-435-40	E2-435-60	E2-435-60R	E2-435-60R
	7 Fr.	E2-437-40	E2-437-60	E2-437-60R	E2-437-60R
	9 Fr.	E2-439-40	E2-439-60	E2-439-60R	E2-439-60R
<b>Alligator teeth</b> 	3 Fr.	E2-443-40	E2-443-60	E2-443-40R	E2-443-60R
	4 Fr.	E2-444-40	E2-444-60	E2-444-40R	E2-444-60R
	5 Fr.	E2-445-40	E2-445-60	E2-445-40R	E2-445-60R
	7 Fr.	E2-446-40	E2-447-60	E2-447-40R	E2-447-60R
	9 Fr.	E2-449-40	E2-449-60	E2-449-40R	E2-449-60R

# INSERT

PRODUCT		FLEXIBLE		RIGID	
Description	Fr.	400 mm	600 mm	400 mm	600 mm
<b>Grasping forceps, serrated</b> 	<b>5 Fr.</b>	E2-457-40	E2-457-60	E2-457-40R	E2-457-60R
	<b>7 Fr.</b>	E2-459-40	E2-459-60	E2-459-40R	E2-459-60R
<b>Grasping forceps, serrated, hollow</b> 	<b>5 Fr.</b>	E2-467-40	E2-467-60	E2-467-40R	E2-467-60R
	<b>7 Fr.</b>	E2-469-40	E2-469-60	E2-469-40R	E2-469-60R
<b>Spoon grasping forceps oval and serrated</b> 	<b>7 Fr.</b>	E2-477-40	E2-477-60	E2-477-40R	E2-477-60R
<b>DJ forceps</b> 	<b>7 Fr.</b>	E2-487-40	E2-487-60	E2-487-40R	E2-487-60R
<b>Grasping forceps</b> 	<b>7 Fr.</b>	E2-497-40	E2-497-60	E2-497-40R	E2-497-60R
<b>Scissors, double action</b> 	<b>7 Fr.</b>	E2-507-40	E2-507-60	E2-507-40R	E2-507-60R
<b>Hook scissors</b> 	<b>7 Fr.</b>	E2-517-40	E-2-517-60	E2-517-40R	E2-517-60R
<b>Grasping forceps for stone fragments</b> 	<b>7 Fr.</b>	E2-527-40	E2-527-60	E2-527-40R	E2-527-60R

<p><b>Urethral Stone Dislodger</b></p> <p>5 Fr. - 600 mm    <b>U2-400-24</b></p> 
<p><b>Needle, flexible</b></p> <p>5 Fr. - 600 mm    <b>U2-400-20</b></p> 
<p><b>Loop electrode</b></p> <p>7 Fr. - 600 mm    <b>U2-262-60</b></p> 
<p><b>Needle electrode</b></p> <p>5 Fr. 600mm    <b>U2-262-67</b></p> 
<p><b>Ball electrode</b></p> <p>7 Fr. - 600 mm    <b>U2-260-60</b></p> 
<p><b>Dormia Ureteral Dislodger</b></p> <p>5 Fr. - 600 mm    <b>U2-400-22</b></p> 

Urethrotome sheath



U3-120-21

Cold knives straight



1 stem  
U3-380-00

2 stem  
U3-380-02

Obturator only



U3-180-21

Cold knives half round



U3-380-03

Guide tube, half round, to insert a ballon catheter



U3-124-21

Other models on request

Sheath for continuous suction / irrigation



U3-130-21

Protection and sterilization tray



U3-390-00

Foley male catheter, cylindrical tip



Fr.	Code
12	AA3712
14	AA2714
16	AA3716
18	AA3718
20	AA3720
22	AA3722
24	AA3724

15ml balloon, luer value, length 42cm, soft latex, box of 10, sterile

15 ml balloon, Luer value



Fr.	Code
12	AA3812
14	AA2814
16	AA3816
18	AA3818
20	AA3820
22	AA3822

15ml balloon, luer value, length 42cm, semi-rigid latex, box of 10, sterile

Cylindrical ureteral catheter



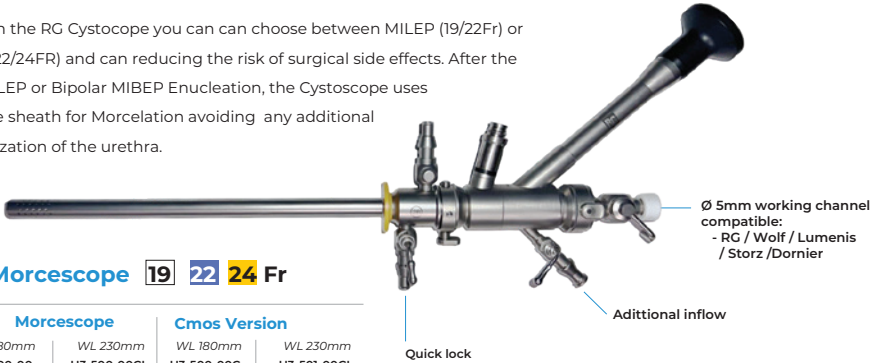
Fr.	Code
3	AC5303
4	AC5304
5	AC5305
6	AC5306
7	AC5307
8	AC5308
9	AC5309
10	AC5310
11	AC5311
12	AC5312

Cylindrical ureteral catheter box of 10, sterile

# UNIVERSAL MORCE / NEPHROSCOPE

**19/22 - 22/24 - 24/26 Fr.**

Only with the RG Cystoscope you can choose between MILEP (19/22Fr) or MIBEP (22/24Fr) and can reduce the risk of surgical side effects. After the Laser MILEP or Bipolar MIBEP Enucleation, the Cystoscope uses the same sheath for Morcelation avoiding any additional traumatization of the urethra.



## Morcescope **19 22 24 Fr**

### Morcescope

WL 180mm  
U3-500-00

WL 230mm  
U3-500-00CL

### Cmos Version

WL 180mm  
U3-500-00C

WL 230mm  
U3-501-00CL

## NEW OBTURATOR NEPHROSCOPE

Sheats 19/22, 22/24, 24/26 Fr.

**19/22Fr.**



Complete

- 1 inner tube 19Fr
- 1 outer tube 22Fr
- 1 obturator
- NUEVO**
- 1 obturator with channel

WL 180mm  
U1-530-19  
U1-534-19  
U1-534-19  
U1-580-19  
U1-581-19

WL 230mm  
U1-530-19L  
U1-534-19L  
U1-534-19L  
U1-580-19L  
U1-581-19L

**22/24 Fr.**



Complete

- 1 inner tube 22Fr
- 1 outer tube 24Fr
- 1 obturator
- NUEVO**
- 1 obturator with channel

WL 180mm  
U1-530-22  
U1-534-22  
U1-534-22  
U1-580-22  
U1-581-22

WL 230mm  
U1-530-22L  
U1-534-22L  
U1-534-22L  
U1-580-22L  
U1-581-22L

**24/26 Fr.**



Complete

- 1 inner tube 24Fr
- 1 outer tube 26Fr
- 1 obturator
- NUEVO**
- 1 obturator with channel

WL 180mm  
U1-530-24  
U1-534-24  
U1-532-24  
U1-580-24  
U1-581-24

WL 230mm  
U1-530-24L  
U1-534-24L  
U1-532-24L  
U1-580-24L  
U1-581-24L

## ENDOSCOPY Ø 2.9 MM

**17/18 Fr.**

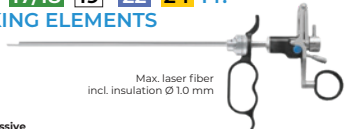


Set complet 17/18 Fr.

- Inner tube 17 Fr.
- Outer tube 18.5 Fr.
- Obturator 17 Fr.

U1-530-17  
U1-532-17  
U1-534-18  
U1-580-17

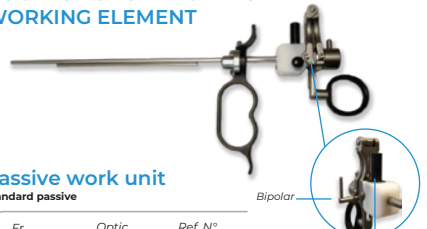
## LASER **17/18 19 22 24 Fr.** WORKING ELEMENTS



### Standard passive

Fr.	Optic	WL 180mm	WL 230mm
<b>17/18Fr.</b>	2.9 mm	U2-005-17	U2-005-17L
<b>19 &amp; 22 Fr</b>	2.9 mm	U2-005-19	U2-005-19L
<b>22 &amp; 24 Fr</b>	4 mm	U2-005-22	U2-005-22L

## DUO MONOPOLAR & BIPOLAR WORKING ELEMENT



### Passive work unit

#### Standard passive

Fr.	Optic	Ref. N°
<b>17/18Fr.</b>	2.9 mm	U1-300-17
<b>19 Fr</b>	2.9 mm	U1-300-19
<b>22 &amp; 24 Fr</b>	4 mm	U1-300-22

Bipolar

Monopolar


# SLIM NEPHROSCOPE 12 FR / 9FR. CHANNEL




## SHEATH SET



**15 Fr**  
U3-800-15



**16.5 Fr**  
U3-800-16



















**21 Fr**  
U3-800-21

# NEPHROSCOPE

## 5MM WITH TWO 4.5 CONTINUOUS FLUID CHANNEL



Proximal end	Working Length	Diameter	Code
 90° Offset Eyepiece	200 mm	5 mm	U4-800-20
	250 mm	5 mm	U4-800-25
 45° Offset Eyepiece	200 mm	5 mm	U4-801-20
	250 mm	5 mm	U4-801-25
 Nephroscope sheath, fixed stopcock	 200 mm	24 Fr.	U4-824-20
	 250 mm	24 Fr.	U4-824-25
	 200 mm	26 Fr.	U4-826-20
	 250 mm	26 Fr.	U4-826-25
Nephroscope sheath, rotating stopcock	 200 mm	24 Fr.	U4-834-20
	 250 mm	24 Fr.	U4-834-25
	 200 mm	26 Fr.	U4-836-20
	 250 mm	26 Fr.	U4-836-25
 Nephroscope obturator	 200 mm	24 Fr.	U4-814-20
	 250 mm	24 Fr.	U4-814-25
	 200 mm	26 Fr.	U4-816-20
	 250 mm	26 Fr.	U4-816-25


## MINI-NEPHROSCOPE



### Description

Length 220mm.  
Outer tube dim.7,5-9 | 12 Fr.  
Working channel 5/6 Fr.  
Direction of view 5°  
Field of view 85°  
Pixel 40.0000

**U3-800-02**



### Description

Nephroscope with 30° angled ocular,  
Length 220mm,  
viewing angle 6/12°,  
Ø 6,8Ch working channel, 1x2, 0mm.

**U3-800-03**

## SHEATH SET



### Description

Operative sheath 15/16Ch, for continuous flow/ Mini-Nephroscopy  
Operative sheath 16,5/19,5Ch, for continuous flow/ Mini-Nephroscopy  
Operative sheath 21/24Ch, for continuous flow/ Mini-Nephroscopy  
Applicator for seal, to be used with sheath + plunger  
Dilator with central channel for wire guiding, for 15/18Ch sheath  
Dilator, double channel for wire guiding, for 16,5/19,5Ch sheath  
Dilator, double channel for wire guiding, for 21/24Ch sheath

**U3-801-00**

**U3-801-01**

**U3-801-02**

**U3-801-03**

**U3-801-04**







**U3-801-05**

**U3-801-06**

# MINI-NEPHROSCOPE FORCEPS, SEMIRIGID

Fix handle system with luer lock port for easy and optimal cleaning



GRASPING FORCEPS	WL 3mm 450mm	WL 3,5mm 350mm	WL 3,5mm 450mm
3-prongs Retraver forceps 	U3-400-45	U3-401-35	U3-401-45
Grasping forceps Alligator 2 teeth 	U3-402-45	U3-403-35	U3-403-45
Grasping forceps fine serrated 	U3-404-45	U3-405-35	U3-405-45
Stone grasping forceps for nephroscope, serrated jaws 	U3-406-45	U3-407-35	U3-407-45
Stone grasping forceps for nephroscope serrated jaws, Alligator 	U3-408-45	U3-409-35	U3-409-45
Biopsy forceps for nephroscope, cup, sharp, single action jaws 	U3-410-45	U3-411-35	U3-411-45

Optical Urethrotome with rotating sheath




11 Fr. **E2-002-11**

Cystoscope with deflector and 3 Fr. channel




13 Fr. **E2-006-13**

Resectoscope with rotating sheath



11 Fr. **E2-004-11**



Continuous flow, 9,5 Fr. laser cystoscope sheath with hi flow ports

**E2-010-09**

Obturator for 9,5 Fr. laser cystoscope sheath

**E2-020-09**

Continuous flow laser cysto bridge and inner sheath with 7 Fr. working channel

**E2-030-07**

Visual obturator 7Fr. laser cystoscope sheath

**E2-040-07**



Scissor forceps, 3Fr. flexible

**E2-101-07**



Grasping forceps, 3Fr. flexible

**E2-103-07**



Biopsy forceps, 3Fr. flexible

**E2-106-07**



**Franklin-Silvermann's prostate biopsy cannula**

**U9-500-00**
**Guyon's catheter introducer**

 straight **U9-502-00**

 curved **U9-502-01**
**PCNL Telescopic Dilator Set 6FR-30FR**

**U9-502-03**
**ACCESSORIES**
**Bladder syringes**

 50 ml **U9-504-05**

 100 ml **U9-504-10**

 150 ml **U9-504-15**
**Ellik Evacuator**

**U9-506-00**
**Evacuator Disposable**

**U9-506-01**
**Strauss meatus clamp**

**U9-508-02**
**Stockmann meatus clamp**

**U9-508-00**
**Otis urethrotome**


Complete with interchangeable tips (straight, bent and spherical) including two knives.

**U9-510-00**
**Spare knife**
**U9-510-20**
**Dittel's metal bougies, straight**


Fr.	Code	Fr.	Code	Fr.	Code
8	<b>U9-100-08</b>	16	<b>U9-100-16</b>	24	<b>U9-100-24</b>
9	<b>U9-100-09</b>	17	<b>U9-100-17</b>	25	<b>U9-100-25</b>
10	<b>U9-100-10</b>	18	<b>U9-100-18</b>	26	<b>U9-100-26</b>
11	<b>U9-100-11</b>	19	<b>U9-100-19</b>	27	<b>U9-100-27</b>
12	<b>U9-100-12</b>	20	<b>U9-100-20</b>	28	<b>U9-100-28</b>
13	<b>U9-100-13</b>	21	<b>U9-100-21</b>	29	<b>U9-100-29</b>
14	<b>U9-100-14</b>	22	<b>U9-100-22</b>	30	<b>U9-100-30</b>
15	<b>U9-100-15</b>	23	<b>U9-100-23</b>	32	<b>U9-100-32</b>

**Dittel's metal bougies, slightly curved**


Fr.	Code	Fr.	Code	Fr.	Code
8	<b>U9-101-08</b>	16	<b>U9-101-16</b>	24	<b>U9-101-24</b>
9	<b>U9-101-09</b>	17	<b>U9-101-17</b>	25	<b>U9-101-25</b>
10	<b>U9-101-10</b>	18	<b>U9-101-18</b>	26	<b>U9-101-26</b>
11	<b>U9-101-11</b>	19	<b>U9-101-19</b>	27	<b>U9-101-27</b>
12	<b>U9-101-12</b>	20	<b>U9-101-20</b>	28	<b>U9-101-28</b>
13	<b>U9-101-13</b>	21	<b>U9-101-21</b>	29	<b>U9-101-29</b>
14	<b>U9-101-14</b>	22	<b>U9-101-22</b>	30	<b>U9-101-30</b>
15	<b>U9-101-15</b>	23	<b>U9-101-23</b>	32	<b>U-9-101-32</b>

**Otis bougies**


Fr.	Code	Fr.	Code	Fr.	Code
8	<b>U9-102-08</b>	20	<b>U9-102-20</b>	32	<b>U9-102-32</b>
10	<b>U9-102-10</b>	22	<b>U9-102-22</b>	34	<b>U9-102-34</b>
12	<b>U9-102-12</b>	24	<b>U9-102-24</b>	36	<b>U9-102-36</b>
14	<b>U9-102-14</b>	26	<b>U9-102-26</b>	38	<b>U9-102-38</b>
16	<b>U9-102-16</b>	28	<b>U9-102-28</b>	40	<b>U9-101-40</b>
18	<b>U9-102-18</b>	30	<b>U9-102-30</b>		

## ■ PORTABLE 10W LED LIGHT



N° Ref: E-L10P

### FEATURES

Compact and portable, the built-in lithium battery allows the mini portable cold light source to work for more than 2 hours after recharging.

We design and manufacture it for use with a rigid of flexible endoscope.

A particularly well-conceived safety feature is the automatic switch from the main light source to the spare light source in the event of a light source failure.

Therefore, the light source is always ready for emergency use and contributes to patient safety.



Way to use it in the optician.

## ■ "MINI" LED 10w

N° Ref: E-HL10MP



### Includes:

- LED device
- 2 rechargeable attitudes
- Charger
- Optional small travel case

N° Ref: E-L10P



## ■ QUATRO 8 PLASMA SURGICAL UNIT



### WITH INTEGRATED:

- Plasma bipolar TURP / Hysteroscopic
- Surgeries in Saline
- Vessel sealing system - The ligasealer
- RF- Scalpel
- Wet field bipolar
- Advanced computerised monopolar


## ■ NEW SALINE BIPOLAR RESECTION

22/24 Fr. 4mm



Code: U2-005-17

24/ 26 Fr. 4mm



Code: U2-005-18

### ■ Efficient cutting with all new plasma generators

Immediate plasma activation without touching tissue

### ■ Electrical Safety Performance

Unit, resector and loops designed and manufactured by RG Medical

### ■ Easy And Smart

Optional compatible to ACMI, Gyrus, Olympus, Storz and Wolf sheath systems

## ■ OUTPUT CHARACTERISTICS

Ligasealer Modes (At 476KHz)	Maximum Open Circuit Voltage $V_{pp}(V_p)$	Maximum Short Circuit Current Arms	Maximum Power Setting Watts	Crest Factor
<b>Low</b>	340 (170)	2.1	95	1.5
<b>Medium</b>	770 (400)	2.1	125	1.5
<b>High</b>	580 (295)	4.2	300	1.5

### Weight and Dimensions

**Height:** 4.5 inch (11.5 cm)

**Width:** 14.4 inch (36 cm)

**Length:** 17.8 inch (45 cm)

**Weight:** 8 kg.

### Low Frequency Leakage (50-60Hz)

Patient leakage < 150  $\mu$ Arms

### Cooling Convection

### High Frequency Leakage

Less than 150 m, Arms., all output

### Input Power Requirements

**Volts:** 170-270 VAC

**Amps:** 3A

**Input:** 800 VA, 50/60 hz

### Audio Volume

The mode indicator tones are adjustable to a minimum level of 45 dba at 1 meter.

### Operating Mode

int 10s/30s

## CERTIFIED TO IEC-60601-1-2-2

## ■ OUTPUT CHARACTERISTICS

ELECTRO SURGICAL UNIT	MODE	*PER	MAX. P-P VOLTAGE	RATED LOAD (ohms)	MAX. POW. WATTS	CREST FACTOR*	DUCTY CYCL
<b>QUANTUM</b>	Plasma Cut Plasma Coag	98	700 900	50 50	300 250	2.5 4.5	N/A N/A N/A
<b>BIPOLAR 475KHZ</b>	Micro/Coag Macro/Cut Plasma Bipolar	98	480 480 295	100 100 100	90 95 250	2.5 1.5 1.5	N/A N/A N/A
<b>MONOPOLAR CUT 520KHZ</b>	Pure/Cut 1 Cut 2/Low Blend/Gastro Cut	98	1800 2600 1500	300 500 200	400 200 250	1.5 2.4 1.8	N/A N/A N/A
<b>MONOPOLAR COAG 450KHZ</b>	Soft/Contact Desiccate Spray/Fulgurate Spray	97	2500 2300 6000 9500	150 150 500 500	150 150 150 150	4.6 4.4 7.2 8.0	N/A N/A N/A N/A

\* Crest Factor is an indicator of a waveform's ability to coagulate bleeders without cutting effect.

\* PER (Power Efficiency Rating): A measure of an electrosurgical generator's ability to deliver the selected power into a wide range of impedance.

## ■ HEADLIGHT SPECIAL

### 10W ULTRA-BRIGHT & LITE Weight Headlight



\*also with zoom option

10W ultra bright -lite **E-HL10**  
focousable **E-HL10F**

### 10W ULTRA-BRIGHT Weight Headlight



10W- weight **E-HL10U**

### LED 5W HEADLIGHT Wireless



Led5- wireless **E-HL15L**

### Characteristics

**Applications:**  
Surgical, for dentistry,  
veterinary


**Lighting type:**  
LED

**Other features:**  
With rechargeable battery, for binocular  
loupe, with portable light source

### Headlights include:



- Portable travel case
- 1 Charger
- 2 rechargeable lithium-ion batteries



 RG Medical USA, Inc. |  630 Pleasant Grove Rd, Mount Juliet, TN 37122  
 +1 615 692 1375

[www.rgmed.com](http://www.rgmed.com)